

Inhaltsverzeichnis

Overview - View 2

.....

3

Explanation of the keys

.....

3

Time sync lock & Time sync


.....

5

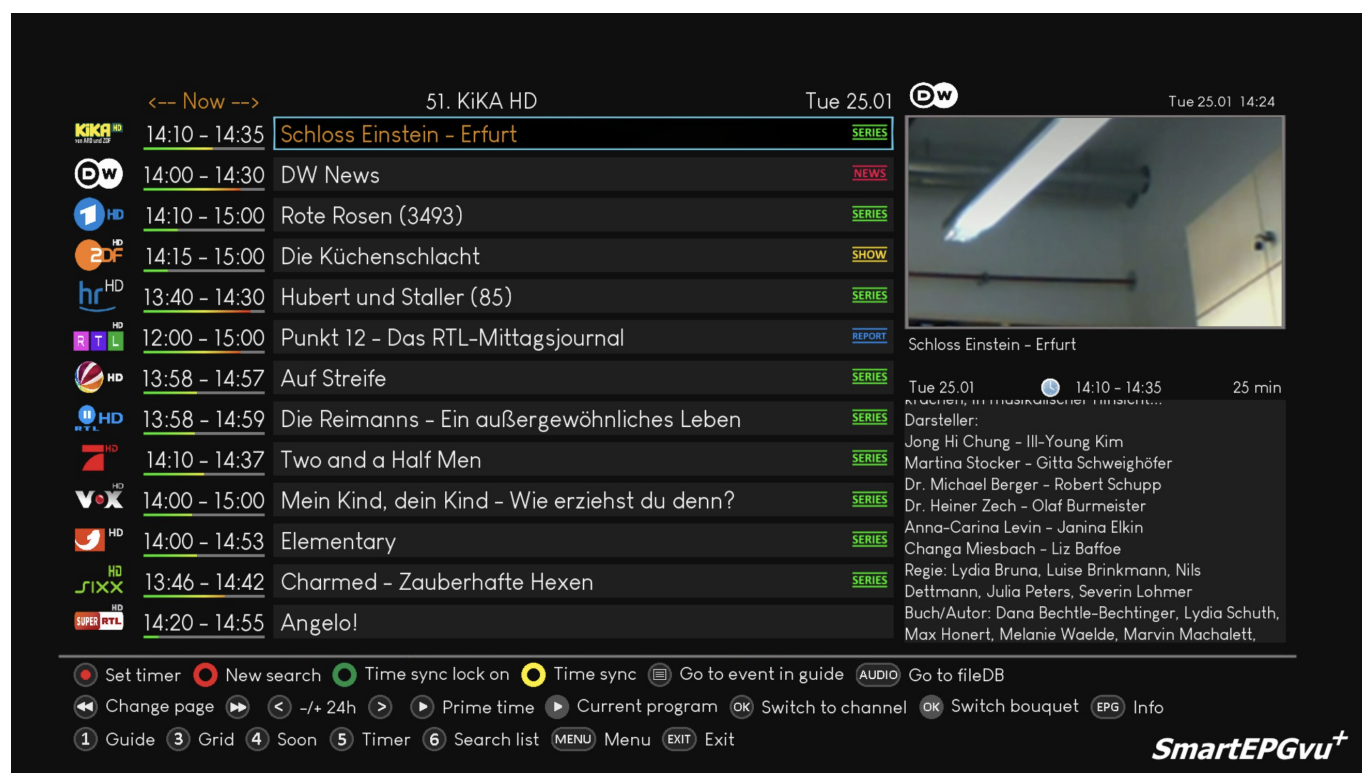


This page is not fully translated, yet. Please help completing the translation. **Note to lanL-S: ddescription for Time sync + Time Sync lock to be confirmed.**
(remove this paragraph once the translation is finished)

Overview - View 2

This view can be assigned to any key or called from another view with the  button.

A key can be set in the setup menu item „Key for the Overview“. By default, channels that were selected in the setup menu item „Select bouquet“ for scanning or to be displayed are available.



51. KiKA HD Tue 25.01 14:24

Time	Program	Type
14:10 - 14:35	Schloss Einstein - Erfurt	SERIES
14:00 - 14:30	DW News	NEWS
14:10 - 15:00	Rote Rosen (3493)	SERIES
14:15 - 15:00	Die Küchenschlacht	SHOW
13:40 - 14:30	Hubert und Staller (85)	SERIES
12:00 - 15:00	Punkt 12 - Das RTL-Mittagsjournal	REPORT
13:58 - 14:57	Auf Streife	SERIES
13:58 - 14:59	Die Reimanns - Ein außergewöhnliches Leben	SERIES
14:10 - 14:37	Two and a Half Men	SERIES
14:00 - 15:00	Mein Kind, dein Kind - Wie erziehst du denn?	SERIES
14:00 - 14:53	Elementary	SERIES
13:46 - 14:42	Charmed - Zauberhafte Hexen	SERIES
14:20 - 14:55	Angelo!	

Schloss Einstein - Erfurt

Tue 25.01 14:10 - 14:35 25 min

Darsteller:
Jong Hi Chung - Ill-Young Kim
Martina Stocker - Gitta Schweighöfer
Dr. Michael Berger - Robert Schupp
Dr. Heiner Zech - Olaf Burmeister
Anna-Carina Levin - Janina Elkin
Changa Miesbach - Liz Baffoe
Regie: Lydia Bruna, Luise Brinkmann, Nils Dettmann, Julia Peters, Severin Lohmer
Buch/Autor: Dana Bechtle-Bechtlinger, Lydia Schuth, Max Honert, Melanie Waelde, Marvin Machalett,























Set timer New search Time sync lock on Time sync Go to event in guide AUDIO Go to fileDB

Change page -/+ 24h Prime time Current program OK Switch to channel OK Switch bouquet EPG Info

1 Guide 3 Grid 4 Soon 5 Timer 6 Search list MENU Menu EXIT Exit









SmartEPGvu+

Explanation of the keys

	Program a timer or edit an existing timer
	Create and display a search from the selected event. This feature can also be used to quickly search for replays
	Time sync lock on/off - details in the info box at the bottom of the page
	Run time sync - details in the info box at the bottom of the page
	Jumps to the program in the Guide - View 1
	Switch to the File Database Editor
	Scroll backwards by page
	Scroll forward page by page
	Jumps back 24 hours from the marked event
	Jumps forward 24 hours from the marked event
	Jump to Prime time
	Jumps to the current broadcast
	Switches to the selected channel
	OK - Long => Opens a window to select another bouquet
	Display the extended information of the selected program
	Jump to View 1 - Guide
	Jump to View 3 - Grid
	Jump to View 4 - Next event
	Jump to View 5 - Timer
	Jump to View 6 - Search
	Calls up the SmartEPGvu+ menu
	Exit




If the „Set timer“ button, i.e. the record button, is pressed, the display of the first line in the legend changes as follows:

	Program a timer or edit an existing timer
	Block or unblock timers
	Change timer type (R, P or M timer) - more detailed explanation under Timer types
	Delete the marked timer
	Create and display a search from the selected event. This feature can also be used to quickly search for replays
	Time sync lock on/off - Details in der Infobox am Ende der Seite
	Run time sync - details in the info box at the bottom of the page
	Jumps to the program in the Guide - View 1


Time sync lock & Time sync

If you are in the Overview view and scroll through the events to the right: the further you scroll, the more the time diverge. (When the view is called up, all times are synchron to the current event).

If you then press  Time-Sync, the event where the cursor is located, its start time is taken as the default and all other events are compared to this (then you can see the title as the Time to be synchronized e.g.: <-23:15->)



Now you can scroll left/right again and the times diverge. This mode has the advantage that you always see one event after the other, but the start times differ.

If you press  Time sync lock, then this operation is done automatically every time you scroll. On the channel where the cursor is positioned, event by event is scrolled. On the other channels, those that match the start time of the event currently marked with the cursor, are always displayed.

The downside is that on the other channels, short events may be skipped when you're on a channel where long events are running.

From:

<https://www.nayal.de/> -

Permanent link:

<https://www.nayal.de/doku.php/oz:sicht2>

Last update: **2024/01/14 19:39**

