

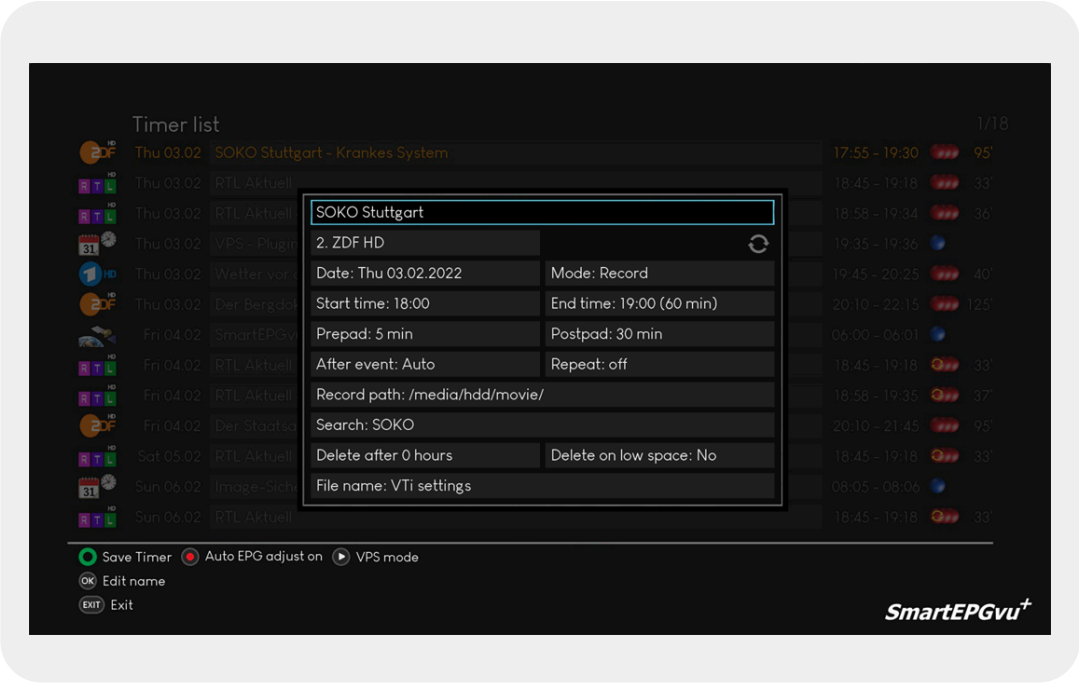
# Inhaltsverzeichnis

<b>Timer Editor</b>	3
<b>Explanation of the keys</b>	3
<b>Editor Explanation</b>	4
<b>Show Name</b>	4
<b>Channel Selection</b>	4
<b>Date setting</b>	5
<b>Recording mode</b>	6
Record	6
Blocked	6
Zap & record	6
Zap	6
Remind	7
<b>Setting the start &amp; End time</b>	7
<b>Adjustment of Prepad &amp; Postpad</b>	7
<b>After event setting</b>	8
<b>Repeat settings</b>	9
<b>Record path setting</b>	10
<b>Setting the search</b>	12
<b>Delete settings</b>	13
<b>File Name</b>	14








# Timer Editor









These settings are structured identically in the [Guide View](#), [Overview view](#), [Grid view](#) and [Next event view](#).



## Explanation of the keys

-  Save created timer
-  On/Off. The start and end time of a recording is adjusted to the EPG data. In the Vti Timer Menu setting, "Automatically adapt recording time to EPG data" must be activated
-  On/Off. For the VPS on option, the VPS plugin must be activated
-  Edit highlighted timer
-  Exit

**Depending on the input field, the following keys appear in the editor**

-  Switch back one station with the left control pad button
-  Use the right control pad button to switch to a station
-  Depending on the input option, switch back 10 channels or 15 minutes
-  Depending on the input option, switch 10 stations forward or 15 minutes back
-  Depending on the input option, switch back 10 channels or 1 minute
-  Depending on the input option, switch back 10 stations or forward 1 minute
-  Edit entry or change mode in the next field, i.e. Power off, Automatic, Standby or none
-  Take over the name of the program from the first input field in the recording path, then the recording will be saved in this path

## Editor Explanation

The following screenshots show the various keys of the respective fields, depending on where you are.



The blue framed text shows which setting is explained below the screenshot.



The VPS and EPG function is explained [HERE](#) in detail.

## Show Name


Timer list 1/18

Channel	Date	Program	Time	Duration
2. ZDF HD	Thu 03.02	SOKO Stuttgart - Krankes System	17:55 - 19:30	95'
RTL Aktuell	Thu 03.02	RTL Aktuell	18:45 - 19:18	33'
RTL Aktuell	Thu 03.02	RTL Aktuell	18:58 - 19:34	36'
VPS - Plugin	Thu 03.02	VPS - Plugin	19:35 - 19:36	
Wetter vor	Thu 03.02	Wetter vor	19:45 - 20:25	40'
Der Bergdok	Thu 03.02	Der Bergdok	20:10 - 22:15	125'
SmartEPGvu	Fri 04.02	SmartEPGvu	06:00 - 06:01	
RTL Aktuell	Fri 04.02	RTL Aktuell	18:45 - 19:18	33'
RTL Aktuell	Fri 04.02	RTL Aktuell	18:58 - 19:35	37'
Der Staatsa	Fri 04.02	Der Staatsa	20:10 - 21:45	95'
RTL Aktuell	Sat 05.02	RTL Aktuell	18:45 - 19:18	33'
Image-Sich	Sun 06.02	Image-Sich	08:05 - 08:06	
RTL Aktuell	Sun 06.02	RTL Aktuell	18:45 - 19:18	33'

Save Timer Auto EPG adjust on VPS mode

OK Edit name EXIT Exit

SmartEPGvu+

The framed field shows the title of the program to be recorded. This can be edited with .

## Channel Selection



Timer list 5/27

Channel	Event	Start	End	Duration
HD	Sat 16.04 9-1-1 Notruf L.A. - S02E09 - Wahre Bestimmung	20:09	21:47	4/97'
HD	Sat 16.04 9-1-1 Notruf L.A. - S02E10 - Weihnachtswunder	21:12	22:48	96'
HD	Sun 17.04 SmartEPGv	06:00	06:01	
HD	Sun 17.04 Image-Sich	08:05	08:06	
HD	Tue 19.04 Two and a Half Men	07:07	07:43	36'
HD	Tue 19.04 VPS - Plug	12:35	12:36	
HD	Tue 19.04 In aller Freu	12:45	13:45	60'
HD	Tue 19.04 Two and a Half Men	13:40	14:18	38'
HD	Tue 19.04 Two and a Half Men	14:08	14:46	38'
HD	Tue 19.04 SOKO Köln	17:55	19:05	70'
HD	Tue 19.04 WaPo Berlin	18:45	19:50	65'
HD	Wed 20.04 Morden im	12:45	13:50	65'
HD	Wed 20.04 Two and a Half Men - S06E10 - Der Schwachkopf kriegt ein Auto	13:41	14:19	37'

Two and a Half Men

7. ProSieben HD

Date: Tue 19.04.2022 Mode: Record

Start time: 07:12 End time: 07:38 (26 min)

Prepad: 5 min Postpad: 5 min

After event: Automatisch Repeat: off

Record path: /media/hdd/movie/Two and a Half Men/Staffel 11/

Search: Two and a Half Men

Delete after 0 hours Delete on low space: No





File name: VTi-Einstellung

☐ Save Timer 
 ☒ Auto EPG adjust on 
 ☐ VPS mode

+/- Channel 
   +/- 10 Channels 
  Switch bouquet

Exit

**SmartEPGvu<sup>+</sup>**

The framed field indicates the station for the recording. With the keys     the channel selection be changed.

## Date setting

Timer list 1/18

Channel	Event	Start	End	Duration
HD	Thu 03.02 SOKO Stuttgart - Krankes System	17:55	19:30	95'
HD	Thu 03.02 RTL Aktuell	18:45	19:18	33'
HD	Thu 03.02 RTL Aktuell	18:58	19:34	36'
HD	Thu 03.02 VPS - Plug	19:35	19:36	
HD	Thu 03.02 Wetter vor	19:45	20:25	40'
HD	Thu 03.02 Der Bergdok	20:10	22:15	125'
HD	Fri 04.02 SmartEPGv	06:00	06:01	
HD	Fri 04.02 RTL Aktuell	18:45	19:18	33'
HD	Fri 04.02 RTL Aktuell	18:58	19:35	37'
HD	Fri 04.02 Der Staatsa	20:10	21:45	95'
HD	Sat 05.02 RTL Aktuell	18:45	19:18	33'
HD	Sun 06.02 Image-Sich	08:05	08:06	
HD	Sun 06.02 RTL Aktuell	18:45	19:18	33'

SOKO Stuttgart

2. ZDF HD

Date: Thu 03.02.2022 Mode: Record

Start time: 18:00 End time: 19:00 (60 min)

Prepad: 5 min Postpad: 30 min

After event: Auto Repeat: off

Record path: /media/hdd/movie/

Search: SOKO

Delete after 0 hours Delete on low space: No


File name: VTi settings

☒ Save Timer 
 ☐ Auto EPG adjust on 
 ☐ VPS mode

Edit date

Exit

**SmartEPGvu<sup>+</sup>**




The framed box indicates the scheduled date of recording. The date can be edited with the .

## Recording mode



The screenshot shows the SmartEPGvu+ interface. On the left, a 'Timer list' displays various scheduled recordings. A context menu is open over one of the entries, showing recording settings. The menu includes fields for the program name ('SOKO Stuttgart'), channel ('2. ZDF HD'), date ('Thu 03.02.2022'), mode ('Record'), start and end times, prep and post pads, after-event actions, repeat settings, record path, search term, and delete options. At the bottom, there are controls for 'Save Timer', 'Auto EPG adjust on', 'VPS mode', 'Edit date', and 'Exit'. The SmartEPGvu+ logo is in the bottom right corner.

Channel	Program	Start Time	End Time	Duration
2. ZDF HD	SOKO Stuttgart	17:55	19:30	95'
RTL Aktuell	RTL Aktuell	18:45	19:18	33'
RTL Aktuell	RTL Aktuell	18:58	19:34	36'
VPS - PlugIn	VPS - PlugIn	19:35	19:36	
Wetter vor	Wetter vor	19:45	20:25	40'
Der Bergdok	Der Bergdok	20:10	22:15	125'
SmartEPGvu	SmartEPGvu	06:00	06:01	
RTL Aktuell	RTL Aktuell	18:45	19:18	33'
RTL Aktuell	RTL Aktuell	18:58	19:35	37'
Der Staatsa	Der Staatsa	20:10	21:45	95'
RTL Aktuell	RTL Aktuell	18:45	19:18	33'
Image-Sich	Image-Sich	08:05	08:06	
RTL Aktuell	RTL Aktuell	18:45	19:18	33'

With  or   the mode of recording can be changed. The following options are available:

### Record

The program is recorded

### Blocked

The program will not be recorded

### Zap & record

Switches to the recording station and the program is recorded

### Zap

It is only switched to the recording station without recording

## Remind

A so-called M-Timer is created and a reminder is displayed at the set start of the show

## Setting the start & End time

Timer list

Channel	Timer	Start Time	End Time	Duration
20F	Thu 03.02 SOKO Stuttgart - Krankes System	17:55	19:30	95'
RTL	Thu 03.02 RTL Aktuell	18:45	19:18	33'
RTL	Thu 03.02 RTL Aktuell	18:58	19:34	36'
31	Thu 03.02 VPS - Plugin	19:35	19:36	
HD	Thu 03.02 Wetter vor	19:45	20:25	40'
20F	Thu 03.02 Der Bergdok	20:10	22:15	125'
HD	Fri 04.02 SmartEPGvu	06:00	06:01	
RTL	Fri 04.02 RTL Aktuell	18:45	19:18	33'
RTL	Fri 04.02 RTL Aktuell	18:58	19:35	37'
20F	Fri 04.02 Der Staatsa	20:10	21:45	95'
RTL	Sat 05.02 RTL Aktuell	18:45	19:18	33'
31	Sun 06.02 Image-Siche	08:05	08:06	
RTL	Sun 06.02 RTL Aktuell	18:45	19:18	33'

Settings for SOKO Stuttgart:

- Date: Thu 03.02.2022
- Mode: Record
- Start time: 18:00
- End time: 19:00 (60 min)
- Prepad: 5 min
- Postpad: 30 min
- After event: Auto
- Repeat: off
- Record path: /media/hdd/movie/
- Search: SOKO
- Delete after 0 hours
- Delete on low space: No
- File name: VTi settings


Save Timer Auto EPG adjust on VPS mode

OK Edit Time

EXIT Exit

SmartEPGvu+

The framed box indicates the scheduled start time of the recording.

The time can be edited with the  keys. This also applies to the **end times**.

## Adjustment of Prepad & Postpad

Timer list 1/18

	Thu 03.02	SOKO Stuttgart - Krankes System	17:55 - 19:30		95'
	Thu 03.02	RTL Aktuell	18:45 - 19:18		33'
	Thu 03.02	RTL Aktuell	18:58 - 19:34		36'
	Thu 03.02	VPS - Plugin	19:35 - 19:36		
	Thu 03.02	Wetter vor	19:45 - 20:25		40'
	Thu 03.02	Der Bergdok	20:10 - 22:15		125'
	Fri 04.02	SmartEPGvu	06:00 - 06:01		
	Fri 04.02	RTL Aktuell	18:45 - 19:18		33'
	Fri 04.02	RTL Aktuell	18:58 - 19:35		37'
	Fri 04.02	Der Staatsa	20:10 - 21:45		95'
	Sat 05.02	RTL Aktuell	18:45 - 19:18		33'
	Sun 06.02	Image-Sich	08:05 - 08:06		
	Sun 06.02	RTL Aktuell	18:45 - 19:18		33'

SOKO Stuttgart

2. ZDF HD

Date: Thu 03.02.2022 Mode: Record

Start time: 18:00 End time: 19:00 (60 min)

Prepad: 5 min Postpad: 30 min

After event: Auto Repeat: off

Record path: /media/hdd/movie/

Search: SOKO

Delete after 0 hours Delete on low space: No

File name: VTi settings

Save Timer Auto EPG adjust on VPS mode

+/- 1 min +/- 15 min 0

Exit

**SmartEPGvu<sup>+</sup>**

The framed field shows the Prepad for the recording.

With the keys you can advance be adjusted. This also applies to the **Postpad**.

With the key neither a Prepad nor a Postpad is set.

## After event setting

Timer list 1/18

Channel	Event	Start Time	End Time	Duration
2. ZDF HD	SOKO Stuttgart - Krankes System	17:55	19:30	95'
RTL Aktuell	RTL Aktuell	18:45	19:18	33'
RTL Aktuell	RTL Aktuell	18:58	19:34	36'
VPS - Plugin	VPS - Plugin	19:35	19:36	
Wetter vor	Wetter vor	19:45	20:25	40'
Der Bergdok	Der Bergdok	20:10	22:15	125'
SmartEPGv	SmartEPGv	06:00	06:01	
RTL Aktuell	RTL Aktuell	18:45	19:18	33'
RTL Aktuell	RTL Aktuell	18:58	19:35	37'
Der Staatsa	Der Staatsa	20:10	21:45	95'
RTL Aktuell	RTL Aktuell	18:45	19:18	33'
Image-Sich	Image-Sich	08:05	08:06	
RTL Aktuell	RTL Aktuell	18:45	19:18	33'

SOKO Stuttgart

2. ZDF HD

Date: Thu 03.02.2022 Mode: Record

Start time: 18:00 End time: 19:00 (60 min)

Prepad: 5 min Postpad: 30 min

After event: Auto Repeat: off

Record path: /media/hdd/movie/

Search: SOKO

Delete after 0 hours Delete on low space: No


File name: VTi settings

☒ Save Timer
 ☐ Auto EPG adjust on
 ☐ VPS mode

change mode

Exit

**SmartEPGvu<sup>+</sup>**

With  you can set what the Vu+ should do after the recording. The following options are available:

**Auto > None > Standby > Deep Standby**

## Repeat settings

Timer list

1/18

	Thu 03.02	SOKO Stuttgart - Krankes System	17:55 - 19:30		95'
	Thu 03.02	RTL Aktuell	18:45 - 19:18		33'
	Thu 03.02	RTL Aktuell	18:58 - 19:34		36'
	Thu 03.02	VPS - Plugin	19:35 - 19:36		
	Thu 03.02	Wetter vor	19:45 - 20:25		40'
	Thu 03.02	Der Bergdok	20:10 - 22:15		125'
	Fri 04.02	SmartEPGvu	06:00 - 06:01		
	Fri 04.02	RTL Aktuell	18:45 - 19:18		33'
	Fri 04.02	RTL Aktuell	18:58 - 19:35		37'
	Fri 04.02	Der Staatsa	20:10 - 21:45		95'
	Sat 05.02	RTL Aktuell	18:45 - 19:18		33'
	Sun 06.02	Image-Sich	08:05 - 08:06		
	Sun 06.02	RTL Aktuell	18:45 - 19:18		33'

Save Timer

Auto EPG adjust on

VPS mode

Edit repeat

Exit

SmartEPGvu<sup>+</sup>

Repetitions can be defined with the following keys after pressing the key:

Save repeat Off Mon Tue Wed Thu Fri Sat Sun Work days weekend

## Record path setting

Timer list

2/21

	Mon 21.02	VPS - Plugin	18:35 - 18:36		
	Mon 21.02	RTL Aktuell	18:45 - 19:08		23'
	Mon 21.02	Morden im	18:45 - 19:55		70'
	Mon 21.02	Gute Zeiten	19:30 - 20:30		60'
	Mon 21.02	All Rise - Die	20:09 - 21:38		89'
	Mon 21.02	All Rise - Die	21:03 - 22:33		89'
	Tue 22.02	SmartEPGvu	06:00 - 06:01		
	Tue 22.02	Navy CIS -	20:09 - 21:19		69'
	Wed 23.02	RTL Aktuell	18:45 - 19:08		23'
	Wed 23.02	Gute Zeiten	19:30 - 20:30		60'
	Thu 24.02	RTL Aktuell	18:45 - 19:08		23'
	Thu 24.02	Gute Zeiten	19:30 - 20:30		60'
	Fri 25.02	RTL Aktuell	18:45 - 19:08		23'

Save Timer

Bookmarks

Auto EPG adjust on


VPS mode

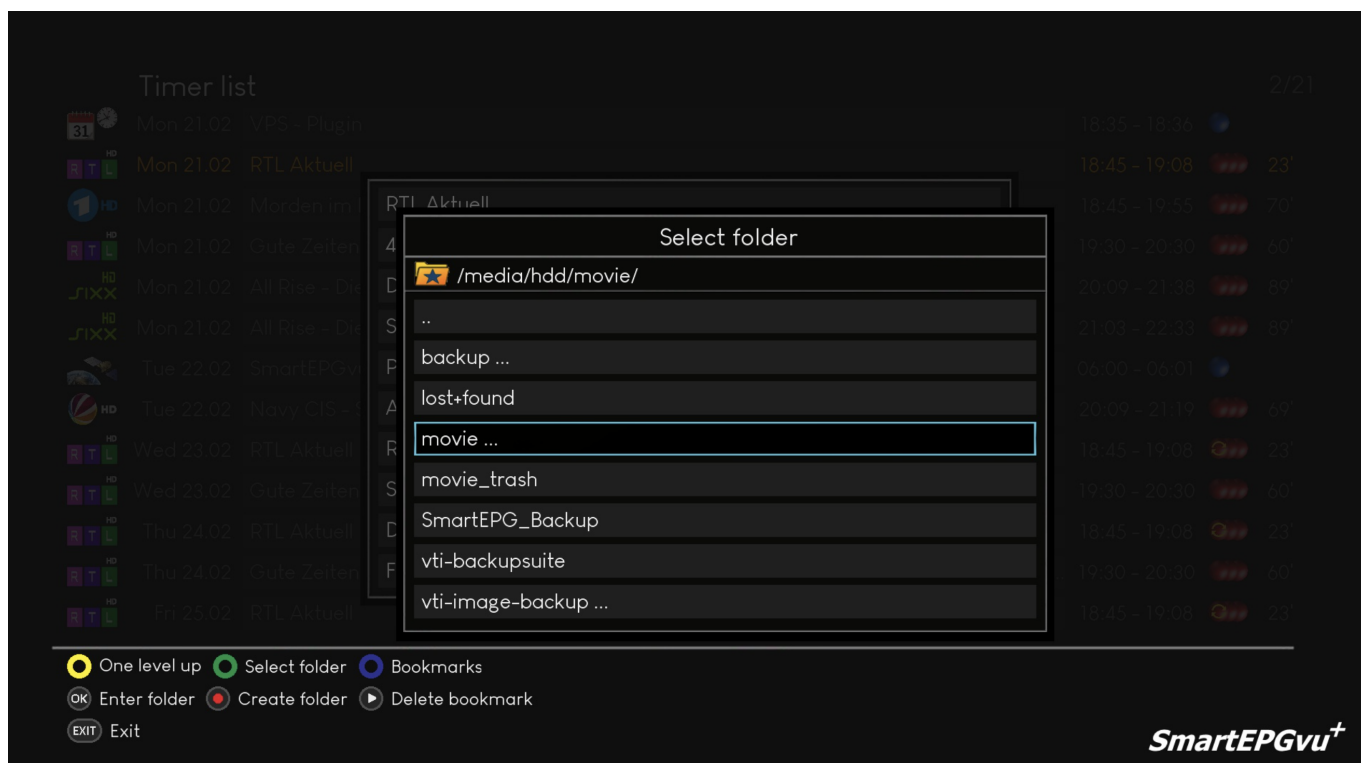
Select path


Add name to path


Exit

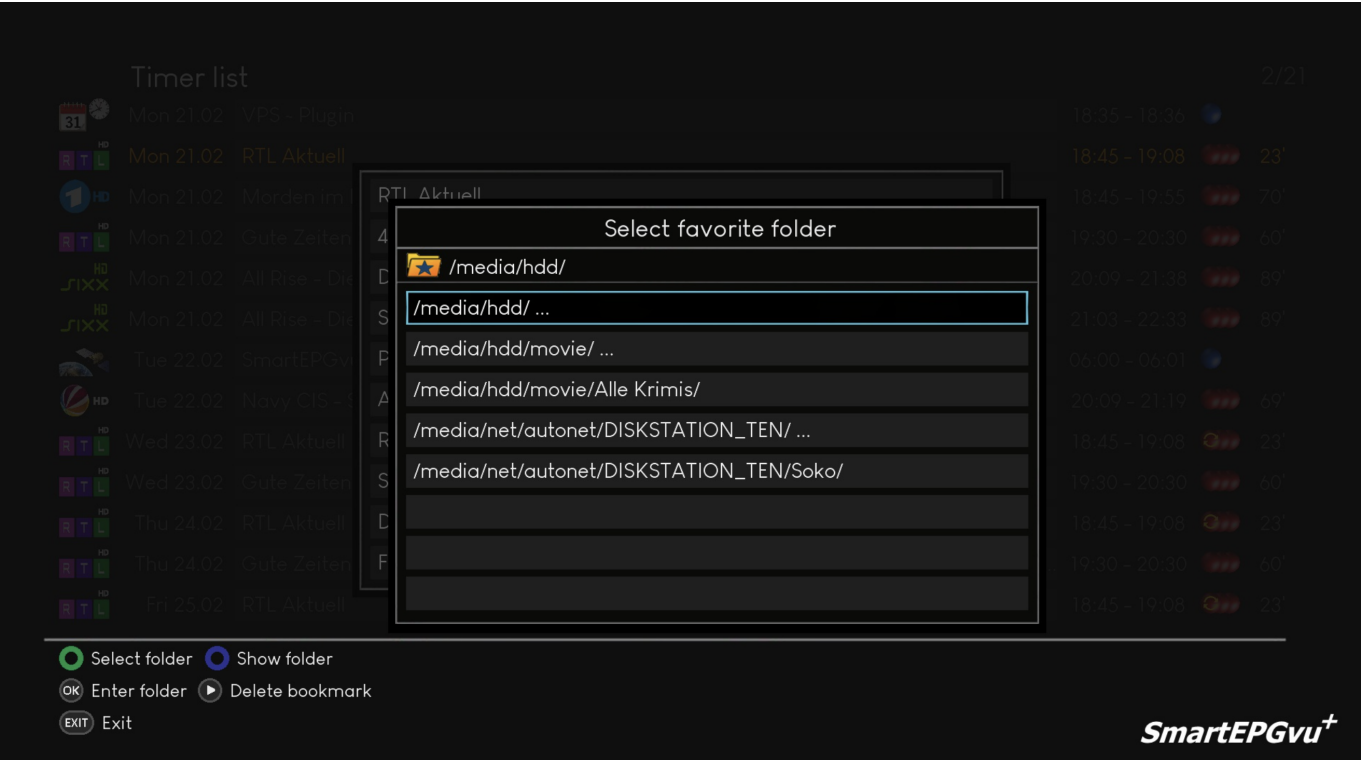
SmartEPGvu<sup>+</sup>



With the  (PVR button) the name of the program can be taken over from the first field.




Alternatively, the folder for saving the recording can be selected with .

Bookmarks can also be selected with the  key. These are identical to the bookmarks managed by the VTi.



It is also possible to select the directory marked with the cursor by pressing the  key or you can select a directory  from the movie list.

## Setting the search

With the  key you can switch to [Search view](#). Unless a search request has been created for the timer, this field cannot be edited.



Timer list 1/18

Icon	Date	Channel	Start Time	End Time	Duration
2DF	Thu 03.02	SOKO Stuttgart - Krankes System	17:55	19:30	95'
RTL	Thu 03.02	RTL Aktuell	18:45	19:18	33'
RTL	Thu 03.02	RTL Aktuell	18:58	19:34	36'
31	Thu 03.02	VPS - Plugin	19:35	19:36	
1 HD	Thu 03.02	Wetter vor	19:45	20:25	40'
2DF	Thu 03.02	Der Bergdok	20:10	22:15	125'
SmartEPGv	Fri 04.02	SmartEPGv	06:00	06:01	
RTL	Fri 04.02	RTL Aktuell	18:45	19:18	33'
RTL	Fri 04.02	RTL Aktuell	18:58	19:35	37'
2DF	Fri 04.02	Der Staatsa	20:10	21:45	95'
RTL	Sat 05.02	RTL Aktuell	18:45	19:18	33'
31	Sun 06.02	Image-Sich	08:05	08:06	
RTL	Sun 06.02	RTL Aktuell	18:45	19:18	33'

SOKO Stuttgart

2. ZDF HD

Date: Thu 03.02.2022 Mode: Record

Start time: 18:00 End time: 19:00 (60 min)

Prepad: 5 min Postpad: 30 min

After event: Auto Repeat: off

Record path: /media/hdd/movie/

Search: SOKO

Delete after 0 hours Delete on low space: No

File name: VTi settings

☒ Save Timer
 ☒ Auto EPG adjust on
 ☒ VPS mode

☒ OK Go to search
 ☒ EXIT Exit

SmartEPGvu<sup>+</sup>

## Delete settings

Delete after hours: The recording will be deleted after a specified time. This routine is called up once an hour and deletes the recordings after the set expiry time.

Delete when there is insufficient space: The recording is automatically deleted when there is no more space on the hard drive (currently hard coded to 15GB)

Timer list 1/18

Icon	Date	Channel	Start Time	End Time	Duration
2DF	Thu 03.02	SOKO Stuttgart - Krankes System	17:55	19:30	95'
RTL	Thu 03.02	RTL Aktuell	18:45	19:18	33'
RTL	Thu 03.02	RTL Aktuell	18:58	19:34	36'
31	Thu 03.02	VPS - Plugin	19:35	19:36	
1 HD	Thu 03.02	Wetter vor	19:45	20:25	40'
2DF	Thu 03.02	Der Bergdok	20:10	22:15	125'
SmartEPGv	Fri 04.02	SmartEPGv	06:00	06:01	
RTL	Fri 04.02	RTL Aktuell	18:45	19:18	33'
RTL	Fri 04.02	RTL Aktuell	18:58	19:35	37'
2DF	Fri 04.02	Der Staatsa	20:10	21:45	95'
RTL	Sat 05.02	RTL Aktuell	18:45	19:18	33'
31	Sun 06.02	Image-Sich	08:05	08:06	
RTL	Sun 06.02	RTL Aktuell	18:45	19:18	33'

SOKO Stuttgart

2. ZDF HD

Date: Thu 03.02.2022 Mode: Record

Start time: 18:00 End time: 19:00 (60 min)

Prepad: 5 min Postpad: 30 min

After event: Auto Repeat: off

Record path: /media/hdd/movie/

Search: SOKO

Delete after 0 hours Delete on low space: No

File name: VTi settings

☒ Save Timer
 ☒ Auto EPG adjust on
 ☒ VPS mode

☒ OK Go to search
 ☒ EXIT Exit

SmartEPGvu<sup>+</sup>

## File Name

Use the left and right keys to select which suffix should be added to the recording name.  
The options are:

- vu+ standard
- Name
- Name + Description
- Name + Timestamp
- Name + Description or Time
- Name + Description + Time
- Name + Time + Description

The screenshot shows the SmartEPGvu+ interface. At the top, it says 'Timer list' and '1/18'. Below this is a list of timers with columns for date, time, and duration. A configuration menu is open over the list, showing settings for 'SOKO Stuttgart'. The menu includes fields for 'Date: Thu 03.02.2022', 'Mode: Record', 'Start time: 18:00', 'End time: 19:00 (60 min)', 'Prepad: 5 min', 'Postpad: 30 min', 'After event: Auto', 'Repeat: off', 'Record path: /media/hdd/movie/', 'Search: SOKO', 'Delete after 0 hours', 'Delete on low space: No', and 'File name: VTi settings'. At the bottom of the interface, there are buttons for 'Save Timer', 'Auto EPG adjust on', 'VPS mode', 'change recmode', and 'Exit'. The 'SmartEPGvu+' logo is in the bottom right corner.



If you have not selected „vu+ default values“ in a search or in the global settings, the recording will be renamed after the end of the recording. If a recording with the same name already exists, the newer one is given the suffix „-2“, „-3“, etc.

From:

<https://www.nayal.de/> -

Permanent link:

<https://www.nayal.de/doku.php/en:timereeditor>

Last update: **2024/01/14 19:39**



