

Inhaltsverzeichnis

Overview - View 2 3

Explanation of the keys 3

Time sync lock & Time sync 5

Overview - View 2

This view can be assigned to any key or called from another view with the **2** key.























A key can be set in the setup menu item „[Key for the Overview](#)“. By default, channels that were selected in the setup menu item „Select bouquet“ for scanning or to be displayed are available.

The screenshot displays the SmartEPGvu+ interface. At the top, it shows the current channel '51. KiKA HD' and the date 'Tue 25.01'. Below this is a list of programs with their start and end times. The selected program is 'Schloss Einstein - Erfurt' at 14:10 - 14:35. To the right of the program list is a video player showing a scene from the selected program. Below the video player, there is a detailed description of the program, including the cast and crew. At the bottom of the screen, there is a navigation bar with various icons and labels for different functions like 'Set timer', 'New search', 'Time sync lock on', etc.

Channel	Time	Program	Type
KiKA HD	14:10 - 14:35	Schloss Einstein - Erfurt	SERIES
DW	14:00 - 14:30	DW News	NEWS
1 HD	14:10 - 15:00	Rote Rosen (3493)	SERIES
ZDF HD	14:15 - 15:00	Die Küchenschlacht	SHOW
hr HD	13:40 - 14:30	Hubert und Staller (85)	SERIES
RTL HD	12:00 - 15:00	Punkt 12 - Das RTL-Mittagsjournal	REPORT
HD	13:58 - 14:57	Auf Streife	SERIES
HD	13:58 - 14:59	Die Reimanns - Ein außergewöhnliches Leben	SERIES
HD	14:10 - 14:37	Two and a Half Men	SERIES
Vox HD	14:00 - 15:00	Mein Kind, dein Kind - Wie erziehst du denn?	SERIES
HD	14:00 - 14:53	Elementary	SERIES
HD	13:46 - 14:42	Charmed - Zauberhafte Hexen	SERIES
HD	14:20 - 14:55	Angelo!	









Navigation bar labels: Set timer, New search, Time sync lock on, Time sync, Go to event in guide, AUDIO, Go to fileDB, Change page, -/+ 24h, Prime time, Current program, OK, Switch to channel, OK, Switch bouquet, EPG, Info, 1 Guide, 3 Grid, 4 Soon, 5 Timer, 6 Search list, MENU, Menu, EXIT, Exit.

Explanation of the keys

	Program a timer or edit an existing timer
	Create and display a search from the selected event. This feature can also be used to quickly search for replays
	Time sync lock on/off - details in the info box at the bottom of the page
	Run time sync - details in the info box at the bottom of the page
	Jumps to the program in the Guide - View 1
	Switch to the File Database Editor
	Scroll backwards by page
	Scroll forward page by page
	Jumps back 24 hours from the marked event
	Jumps forward 24 hours from the marked event
	Jump to Prime time
	Jumps to the current broadcast
	Switches to the selected channel
	OK - Long => Opens a window to select another bouquet
	Display the extended information of the selected program
	Jump to View 1 - Guide
	Jump to View 3 - Grid
	Jump to View 4 - Next event
	Jump to View 5 - Timer
	Jump to View 6 - Search
	Calls up the SmartEPGvu+ menu
	Exit




If the „Set timer“ key, i.e. the record key, is pressed, individual key actions when using the menu changes as follows:

	Program a timer or edit an existing timer
	Block or unblock timers
	Change timer type (R, P or M timer) - more detailed explanation under Timer types
	Delete the marked timer
	Create and display a search from the selected event. This feature can also be used to quickly search for replays
	Time sync lock on/off - Details in der Infobox am Ende der Seite
	Run time sync - details in the info box at the bottom of the page
	Jumps to the program in the Guide - View 1


Time sync lock & Time sync

If you are in the Overview view and scroll through the events to the right: the further you scroll, the more the time diverge. (When the view is called up, all times are synchron to the current event).

If you then press  Time-Sync, the event where the cursor is located, its start time is taken as the default and all other events are compared to this (then you can see the title as the Time to be synchronized e.g.: <-23:15->)



Now you can scroll left/right again and the times diverge. This mode has the advantage that you always see one event after the other, but the start times differ.

If you press  Time sync lock, then this operation is done automatically every time you scroll. On the channel where the cursor is positioned, event by event is scrolled. On the other channels, those that match the start time of the event currently marked with the cursor, are always displayed.

The downside is that on the other channels, short events may be skipped when you're on a channel where long events are running.

From:

<https://www.nayal.de/> -

Permanent link:

<https://www.nayal.de/doku.php/en:sicht2>

Last update: **2024/01/14 19:39**

